



Speaking Personally:

Happy New Year! Keeping expectations on an even keel is not an easy task. But times like these should remind us that building wealth doesn't always follow a steady course.

Keep time on your side by continuing to invest and position your assets for the future. Market volatility can present opportunity. Start the year off right by contributing to tax-advantaged accounts such as your TFSA and RRSP.

If this newsletter provides you with useful perspectives on wealth management, please feel free to forward it to friends or family, or contact the office and we would be happy to pass one along.

Here's to a wonderful year ahead!

SKIPPING PREDICTION SEASON

The year that has passed will be remembered as a challenging one for the Canadian equity market. As we look forward, many investors are asking, what will 2019 bring?

The start of the year is one filled with many predictions. But why not skip prediction season altogether? Many predictions echoed by the media may be biased to prey on our negative emotions. Consider, too, that predictions may be wrong. An exercise two decades ago facetiously illustrated how it was possible to incorrectly predict future market movements by extrapolating trends. A complex regression analysis correlated non-financial data with equity market performance and determined that three variables could account for 99% of the S&P 500 Index's performance over a 10-year period: Bangladeshi butter production, U.S. cheese production and the sheep population in both countries.¹ The absurdity of the output showed that by examining enough data, one can eventually come up with associations.

This isn't to say that we should ignore the work of the analysts, economists or researchers, but we should be careful about making hasty personal decisions based on any worries that may be echoed by the media.

Indeed, we face various challenges at home. Despite coming to resolution after lengthy North American Free Trade Agreement negotiations, Canada's competitive position continues to be challenged. Foreign direct investment into Canada fell to its lowest level in eight years, gross domestic product (GDP) growth slowed and our energy sector, a significant component of the Canadian equity market, continued to face headwinds. The price differential between Western Canada Select (WCS) oil produced here at home and the benchmark U.S. West Texas Intermediate (WTI) oil widened significantly, highlighting the problems faced in getting Canadian oil to broader markets. On a positive note, the federal government acknowledged these challenges in late November 2018 by proposing certain measures to help support business competitiveness.

Given the difficulty in predicting the direction of the markets in the short term, portfolios should be positioned for the longer term, with the expectation that economic and financial markets will experience both ups and downs. Many techniques help to manage risk, including rebalancing to a certain asset mix, limiting the size of any one holding, maintaining quality criteria for assets, and others. For each investor, these depend on a variety of factors, such as your investment objectives, personal needs, stage of life and risk tolerance. These help to weather the inevitable storms.

So consider skipping prediction season and continue to have a longer-term view. May the turn of the year bring much health and happiness to you and your loved ones.

Notes: 1. "Stupid Data Miner Tricks: Overfitting the S&P 500", David Leinweber, 1995.

In This Issue:

	Page
Teaching Kids About Wealth	2
RRSP Time: Spousal RRSPs	3
NAFTA 2.0: USMCA Recap	3
Staying Invested Has Its Merits	4

KIDS & THE LONGEVITY OF YOUR WEALTH

There is a saying, “from shirtsleeves to shirtsleeves in three generations,” which suggests that wealth gained by one generation is often lost in just three generations. As such, many wealthy families are focusing on teaching children how to manage money to try and encourage its longevity. Instilling sound financial values at a young age can be relevant for any family to improve financial success. Here are some ideas to get children started on the right path:

1. Start with Your Money Message

Cultivating a healthy relationship with wealth begins by sending a message that may appear counterintuitive: It’s not about the money. Too much focus on wealth can remove a child’s sense of purpose and drive. Instead, define other family values to deemphasize family wealth. Questions about wealth can create meaningful discussions. For example, if a child asks: “are we rich?”, it may provide an opportunity to discuss the realities of the world. Over 40% of the world lives on less than US\$2/day, and there are different families: i) those who don’t have enough; ii) those with just enough; and iii) those who have more than enough. Being in the latter group means that a family has enough to meet needs and wants, while still having funds to share.

2. Put Children to Work

Developing independence and a strong work ethic at a young age can prepare children for the real world. Children should have the opportunity to fail. This can start early, such as not taking a child’s homework to school when they forget it, or not bringing forgotten hockey equipment on game day. Kids learn valuable lessons from consequences; you don’t want to disable behaviours that can be carried into the future. Learning the value of a hard-earned dollar is also important, even if a child comes from a family that doesn’t need

the money. First jobs can foster solid work habits and help to develop money management skills like saving and budgeting.

3. Teach Kids Ways to Manage Money

Children should be taught the difference between needs and wants, as well as the value of saving. If a child is given only a set amount of funds, they can learn to prioritize. When money is earned or received as a gift, consider putting a portion into savings. You can then work with the child to define the purpose for these savings. Older children can be taught about compounding and investing to grow funds into the future.

4. Determine Your Family Strategy

Family meetings can be used to identify collective goals and create a sense of purpose. Some experts suggest that family members, including young children, develop a financial, intellectual and social capital goal for the year, documenting and tracking these goals.¹ The family can then review their progress and celebrate their accomplishments.

5. Give Back

Consider involving all family members in the process of giving back, such as making charitable contributions a family activity by volunteering together or donating in lieu of holiday gifts.

WE ARE HERE TO HELP

These are just a handful of ideas, intended as a starting point. We can provide tools and resources for your situation. By starting early, the rewards can be great: better communication, healthier family dynamics and the potential for your hard-earned wealth to continue well into the future.

1. cnbc.com/2018/06/21/what-the-1-percent-are-teaching-their-children-about-money/html

FACT OR FANTASY: WHAT IS YOUR RETIREMENT PLAN?

Last October, the U.S. Mega Millions lottery made history when it became the largest jackpot of all time at US\$1.6 billion. Reportedly, at one point before the record draw, lottery tickets were selling at a rate of 550 tickets per second!

While the odds of winning a lottery are very low, surprisingly, some Canadians believe that this may be a way to fund their retirement. Putting this into perspective, we have a much better chance of being struck by lightning.

Estimated odds of selecting the winning lottery combination:

U.S. Mega Millions: 1 in 302,575,350¹

Lotto Max (Canada): 1 in 28,633,528²

Being hit by lightning: 1 in 300,000³

A MORE VIABLE OPTION?

In reality, the path towards having enough money to fund retirement may be well within reach for disciplined investors who have the luxury of time. Consider the use of the Tax-Free Savings Account (TFSA). A TFSA that was started at the TFSA’s inception by a 25-year



old and is fully contributed to each year could yield around \$1 million just after he or she turns age 70, assuming a compounded annual rate of return of 5% and a continued TFSA contribution limit of \$6,000 per year.

The 2019 TFSA annual dollar limit is \$6,000. If you were at least 18 years of age and a resident in Canada since 2009, you may contribute \$63,500 in 2019 if you have not previously contributed to a TFSA.

Source: 1. cnbc.com/2018/10/19/the-rules-were-changed-making-odds-of-winning-mega-millions-so-slim.html; 2. lotto.bcl.com/lotto-max-and-extra/prizes-and-odds.html; 3. canada.ca/en/environment-climate-change/services/lightning/safety/fatalities-injury-statistics.html. This article is intended to provide general information and should not be construed as specific tax or legal advice. Please consult your legal and tax advisors to understand the implications for your situation.

RRSP TIME: CONSIDER THE BENEFITS OF A SPOUSAL RRSP

Over the years, the government has eliminated many income-splitting opportunities available to investors. However, if you have a spouse (common-law partner), a spousal Registered Retirement Savings Plan (RRSP) may be a good income-splitting opportunity for a situation in which you would earn a higher level of income in retirement, while your spouse will have little or no source of retirement income.

A TAX BREAK NOW...A TAX BREAK LATER

A spousal RRSP is a plan to which you contribute and for which you receive tax deductions based on your available contribution room, similar to a traditional RRSP. However, the difference is that with a spousal RRSP, your spouse is the annuitant, so any funds withdrawn are considered that spouse's income and must be included in his/her income tax return (except for funds to correct an over-contribution). As such, withdrawn funds will be taxed at a lower rate should your spouse pay tax at a lower rate than you.

Be aware that income attribution rules may apply to a spousal RRSP. In general, your spouse must wait for three calendar years after your last contribution before making a withdrawal. Otherwise, some or all of the RRSP withdrawal would be taxed in your hands. To potentially avoid these rules, you could instead fund your own RRSP in the years leading up to the time when withdrawals from the spousal RRSP will be made.

While pension income-splitting rules allow you to allocate income drawn from a RRIF to your spouse for tax purposes, consider that this can only be done after reaching the age of 65. Pension income-splitting is also limited to 50% of eligible pension income, which



includes RRIF withdrawals once you are at least age 65. A spousal RRSP can provide income splitting at any age and can enhance the opportunity, since the full amount of the RRSP income may be included in the tax return of your spouse, who may have a lower tax rate than you. If you are over age 71 and have a younger spouse, it can delay the taxation of retirement income as the spousal RRSP can continue, without any minimum withdrawals being required, until a spouse reaches the age of 71.

RRSP REMINDERS:

- **Deadline for 2018 contributions: Friday March 1, 2019.**
- **Update beneficiaries:** Ensure beneficiaries are up-to-date to avoid issues when settling your estate.
- **Turning 71 this year?** Your RRSP will mature and proceeds must be included in income unless converted or transferred to an annuity or RRIF by Dec. 31.

This article is intended to provide general information only and should not be construed as specific tax or legal advice. As always, we recommend consulting your personal legal and tax advisors to understand the implications for your particular situation.

NAFTA VERSION 2.0: USMCA — A RECAP

After more than 14 months of negotiations, a trade agreement between Canada, USA and Mexico was formed to salvage the North American Free Trade Agreement (NAFTA). Here are some highlights from the negotiation outcome, for what is now known as the United States-Mexico-Canada Agreement (USMCA).* *Note: at the time of this newsletter's publication, member countries have signed the deal but have not yet ratified it by passing legislation and making regulatory changes to bring into law the terms of the agreement.*

Automobiles — The North American content requirement for automobile production rises to 70% from the current 62.5%. A new rule requires at least 40% of content be made by workers earning US\$16/hour or more. Canada will be able to export 2.6 million passenger vehicles tariff free, exceeding current export levels.

Dairy — U.S. dairy farmers will now have access to what has been estimated at around 3.6% of Canada's dairy market on a tariff-free basis. Canada has also agreed to eliminate a recently developed "Class 7 pricing system" rule that allowed Canadian producers to sell non-fat milk solids at lower prices domestically and abroad. Exports of certain products, such as milk protein concentrates, have been capped with excess amounts subject to export taxes. This has disappointed many dairy industry participants, as the Canadian government continues to allow greater industry access through the Trans-Pacific trade pact and Canada-European agreement.

Steel & Aluminum — The 25% tariff on steel shipments to the U.S. and 10% on aluminum, imposed last year by the U.S. did not form part of USMCA discussions. While there has been discussion to potentially resolve this before USMCA is signed, at the time of writing there has been no resolution and this, along with Canada's retaliatory tariffs, remain in place.

Dispute Resolution — Perhaps one of the more important points for Canadian negotiators, NAFTA's "Chapter 19 dispute resolution" was preserved. This gives a nation the ability to appeal to an expert panel if it believes another country is not behaving fairly.

Online Shopping — Canadian consumers will be able to order \$150 of goods from U.S. retailers without duties; \$40 without paying provincial sales taxes /GST. The current limit is \$20.

WHAT DOES THIS MEAN FOR INVESTORS?

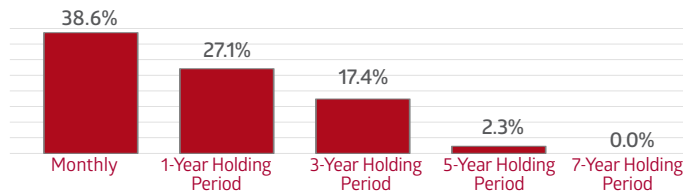
A negotiated agreement has helped to remove the uncertainty that existed throughout negotiations and may have partly allowed the Bank of Canada to move forward with a rate hike last October. Yet, it remains to be seen whether it will help to improve foreign investment into Canada, given the many challenges we face. It should be noted that while NAFTA had no expiration, the USMCA will expire in 16 years, with a review in six years.

*Although the deal has also been referred to as CUSMA, MUSCA and T-MEC.

STAYING INVESTED HAS ITS MERITS

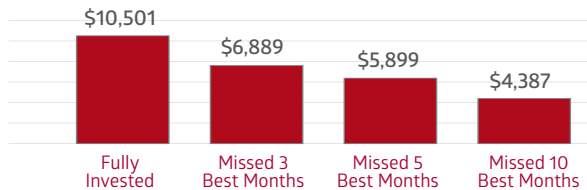
For many investors, 2018 was a less than impressive year — one that saw poor general performance by the Canadian equity markets and increased volatility. After experiencing a bull market for an extended period of time, it may be easy to forget that the markets are cyclical. Market fluctuations are normal, and although they may create a sense of nervousness, a look back in time can demonstrate the importance of staying invested.

Negative returns decrease over time. Though difficult to remember during volatile times, negative market performance smooths out as an investor's time horizon increases. The likelihood of the S&P/TSX Composite Total Return Index experiencing a negative monthly return is 38% over the past 30 years. Yet, this probability decreases as your time horizon increases. For a three-year rolling holding period, the probability of a negative return is 17% and this drops to 0% when considering a seven-year rolling holding period and beyond.



Source: S&P/TSX Composite Total Return Index from 9/30/88 to 9/28/18.

Trying to time the market can have consequences. History has shown us that markets eventually rebound from down periods, offering gains that have pushed values higher. As a change in market direction is often unpredictable, trying to time the market can be costly. The chart below shows the impact of missing the best performing months of the S&P/TSX Composite Total Return Index over a 30-year period. This assumes a notional investment of \$1,000 at the beginning of the period, which would have grown to \$10,501 during this time.



Source: S&P/TSX Composite Total Return Index from 9/30/88 to 9/28/18.

Equities continue to be one of the best asset classes in which to grow your wealth. Since 1970, the S&P/TSX Composite Index (not including reinvested dividends) has returned an average annual return of 5.9%. But that's not without market fluctuations. During this time, we have experienced seven bear markets lasting on average 10.7 months and resulting in an average market drop of 33%.



THE BULLS

Number of Bull Markets: 8
Average Length: 63.8 months
Average Gain: +159%



THE BEARS

Number of Bear Markets: 7
Average Length: 10.7 months
Average Loss: -33%

Source: S&P/TSX Composite Total Return Index from 1/1/70 to 9/28/18.

THE BOTTOM LINE

It is worth repeating that market fluctuations are a normal part of investing. Your portfolio has been built to help you achieve your longer-term goals, using diversification and asset allocation to help minimize risk during volatile times. Stay the course and continue to look forward.

WITH THE COMPLIMENTS OF...

Boychuk Knoblauch Financial Group

Tyson C. Boychuk, CIM

First Vice-President
Portfolio Manager
Investment Advisor
604.641.4394

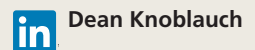
tyson.boychuk@cibc.ca



Dean R. Knoblauch, CFA

First Vice-President
Portfolio Manager
Investment Advisor
604.641.4386

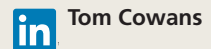
dean.knoblauch@cibc.ca



Tom W. Cowans, CFA

Portfolio Manager
Associate Investment
Advisor
604.608.5202

tom.cowans@cibc.ca



CIBC Wood Gundy

400 - 1285 West Pender St.
Vancouver, BC V6E 4B1

Toll Free: 800.661.9442

Edmonton: 780.491.0113

Whitehorse: 867.667.7402

www.BoychukKnoblauch.com

This newsletter has been prepared on a contract basis for the Investment Advisor noted by J. Hirasawa & Associates. Opinions and comments may differ from those of CIBC World Markets Inc. and should not be considered representative of CIBC World Markets Inc.'s beliefs, opinions or recommendations. Contents copyright by the publishers and may not be reproduced without written permission. The information, including any opinion, is based on various sources believed to be reliable, but its accuracy cannot be guaranteed and is subject to change. Clients are advised to seek advice regarding their particular circumstances from their personal tax and legal advisors. If you are currently a CIBC Wood Gundy client, contact your Investment Advisor. "CIBC Private Wealth Management" consists of services provided by CIBC and certain of its subsidiaries, through CIBC Private Banking; CIBC Private Investment Counsel, a division of CIBC Asset Management Inc. ("CAM"); CIBC Trust Corporation; and CIBC Wood Gundy, a division of CIBC World Markets Inc. ("WMI"). CIBC Private Banking provides solutions from CIBC Investor Services Inc. ("ISI"). CAM and credit products, CIBC World Markets Inc. and ISI are both Members of the Canadian Investor Protection Fund and Investment Industry Regulatory Organization of Canada. CIBC Private Wealth Management services are available to qualified individuals. The CIBC logo and "CIBC Private Wealth Management" are registered trademarks of CIBC.